

# Tokai Rika Profile



## Corporate profile

(As of the end of March 2020)

<b>Company name</b>	TOKAI RIKA CO., LTD.		
<b>Founded</b>	August 30, 1948		
<b>Business description</b>	Manufacturing/distribution of automotive parts		
<b>Capital</b>	22.8 billion yen		
<b>Group companies</b>	Consolidated subsidiaries	10 domestic companies	29 overseas companies
			Total 45 companies
<b>Stock listing</b>	Affiliated companies	2 domestic companies	4 overseas companies
			Total 45 companies
<b>Stock listing</b>	Tokyo Stock Exchange 1st section, Nagoya Stock Exchange 1st section		
	Securities code: 6995		

## Main subsidiaries & affiliated companies

● Consolidated subsidiary companies ● Affiliated companies

### Europe

- TRBE**  
● Tokai Rika Belgium N.V. (Belgium)
- TRB**  
● TRB Limited (United Kingdom)
- TRCZ**  
● TRCZ s.r.o. (Czech Republic)

### East Asia

- TRCJ**  
● Tokai Rika (Jiangsu) Automotive Parts Co., Ltd. (China)
- TRCT**  
● Tianjin Tokairika Automotive Parts Co., Ltd. (China)
- TRCW**  
● Wuxi Risho Technology Co., Ltd. (China)
- TRCF**  
● Foshan Tokairika Automotive Parts Co., Ltd. (China)
- RICA**  
● Rica Auto Parts Co., Ltd. (Taiwan)

### Southeast Asia

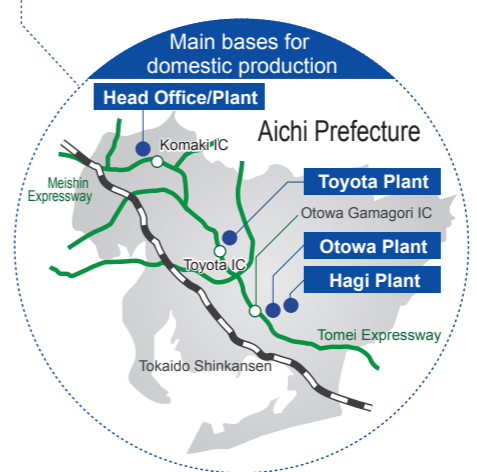
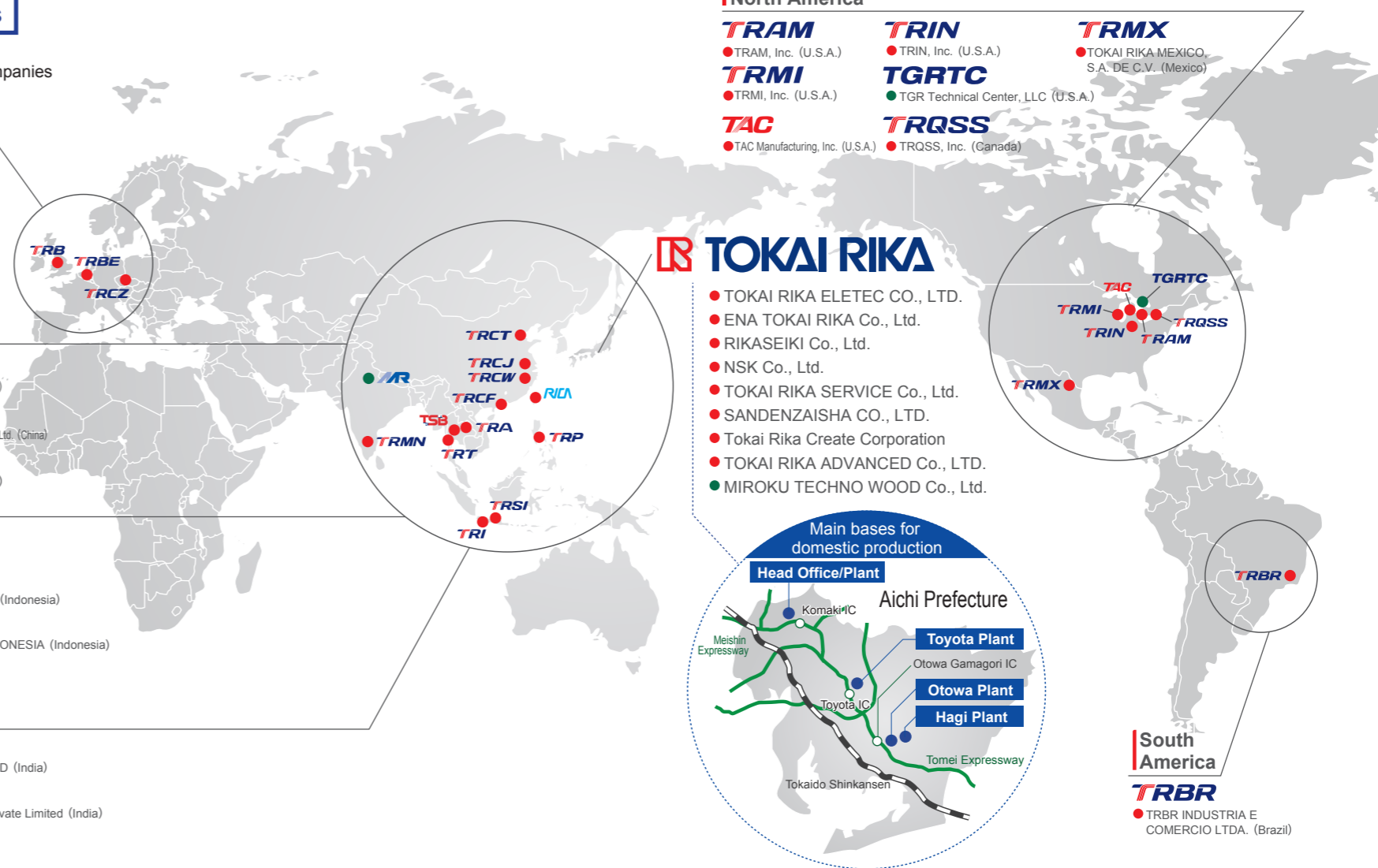
- TRA**  
● Tokai Rika Asia Co., Ltd. (Thailand)
- TRT**  
● TOKAI RIKA (THAILAND) CO., LTD. (Thailand)
- TSB**  
● Thai Seat Belt Co., Ltd. (Thailand)
- TRP**  
● TRP, Inc. (Philippines)
- TRI**  
● PT. TOKAI RIKA INDONESIA (Indonesia)
- TRSI**  
● PT. TOKAI RIKA SAFETY INDONESIA (Indonesia)

### South Asia

- MR**  
● MINDARIKA PRIVATE LIMITED (India)
- TRMN**  
● TOKAI RIKA MINDA INDIA Private Limited (India)

### North America

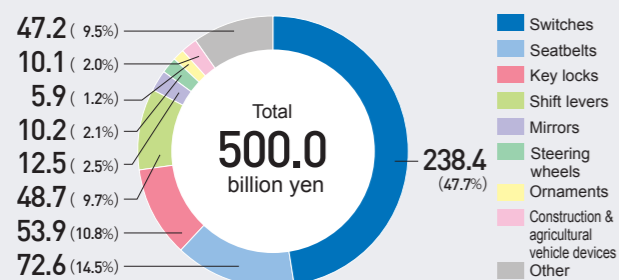
- TRAM**  
● TRAM, Inc. (U.S.A.)
- TRMI**  
● TRMI, Inc. (U.S.A.)
- TAC**  
● TAC Manufacturing, Inc. (U.S.A.)
- TRIN**  
● TRIN, Inc. (U.S.A.)
- TGRTC**  
● TGR Technical Center, LLC (U.S.A.)
- TRQSS**  
● TRQSS, Inc. (Canada)
- TRMX**  
● TOKAI RIKA MEXICO, S.A. DE C.V. (Mexico)



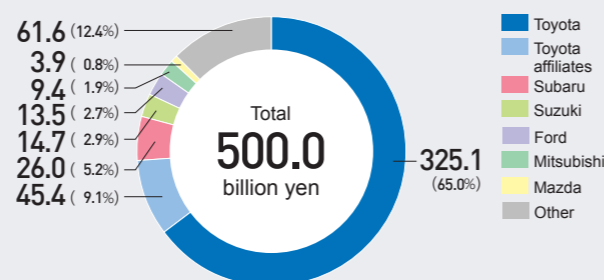
## Main consolidated data for fiscal year 2020 (Year ended March 2020)

Net sales	Operating income (Operating income ratio)	Profit attributable to owners of parent	Total equity
<b>500.0</b> billion yen	<b>22.5</b> billion yen (4.5%)	<b>15.0</b> billion yen	<b>241.0</b> billion yen
Total assets	Capital expenditures	Depreciation	R&D expenses
<b>378.4</b> billion yen	<b>23.0</b> billion yen	<b>19.8</b> billion yen	<b>28.1</b> billion yen

## Net sales by product category (Year ended March 2020)



## Net sales by customer (Year ended March 2020)



## Sales by region for fiscal year 2020 (Year ended March 2020)

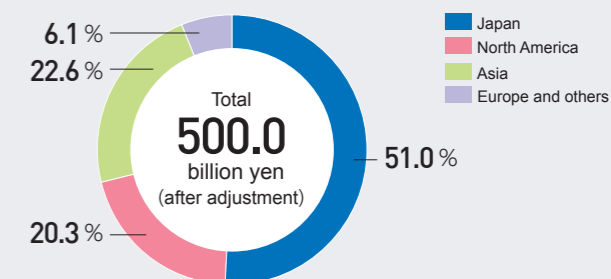
Japan	North America
<b>304.6</b> billion yen	<b>102.2</b> billion yen
Asia	Europe and others
<b>132.5</b> billion yen	<b>30.8</b> billion yen

\*The figures for each category are shown before adjustment.

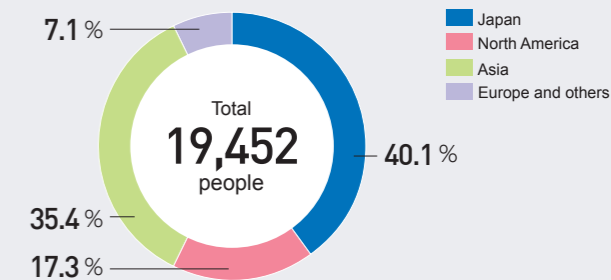
## Number of employees by region (As of the end of March 2020)

Japan	North America
<b>7,809</b> people	<b>3,371</b> people
Asia	Europe and others
<b>6,893</b> people	<b>1,379</b> people

## Net sales composition ratio



## Number of employees composition ratio



For details of each product, see the summary of quarterly financial statements on our website (<http://www.tokai-rika.co.jp/en/investors/>)